

# McKenzie Avenue @ Gordon Head Road

Thursday, September 27, 2018

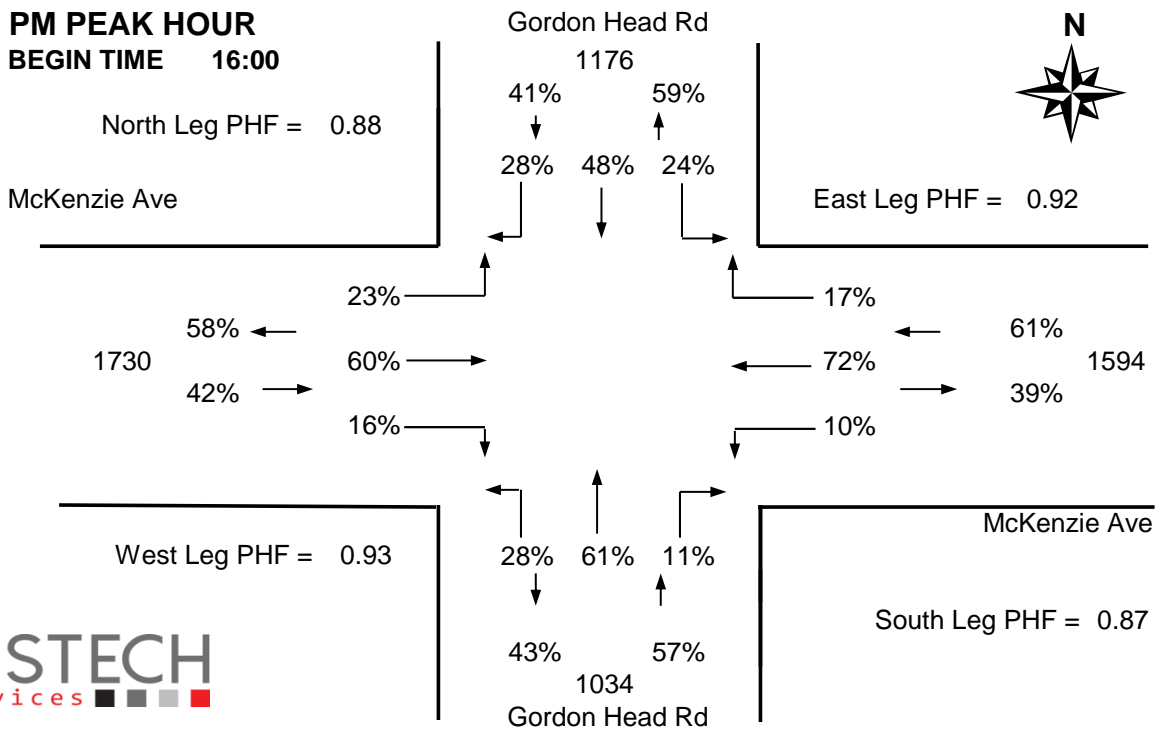
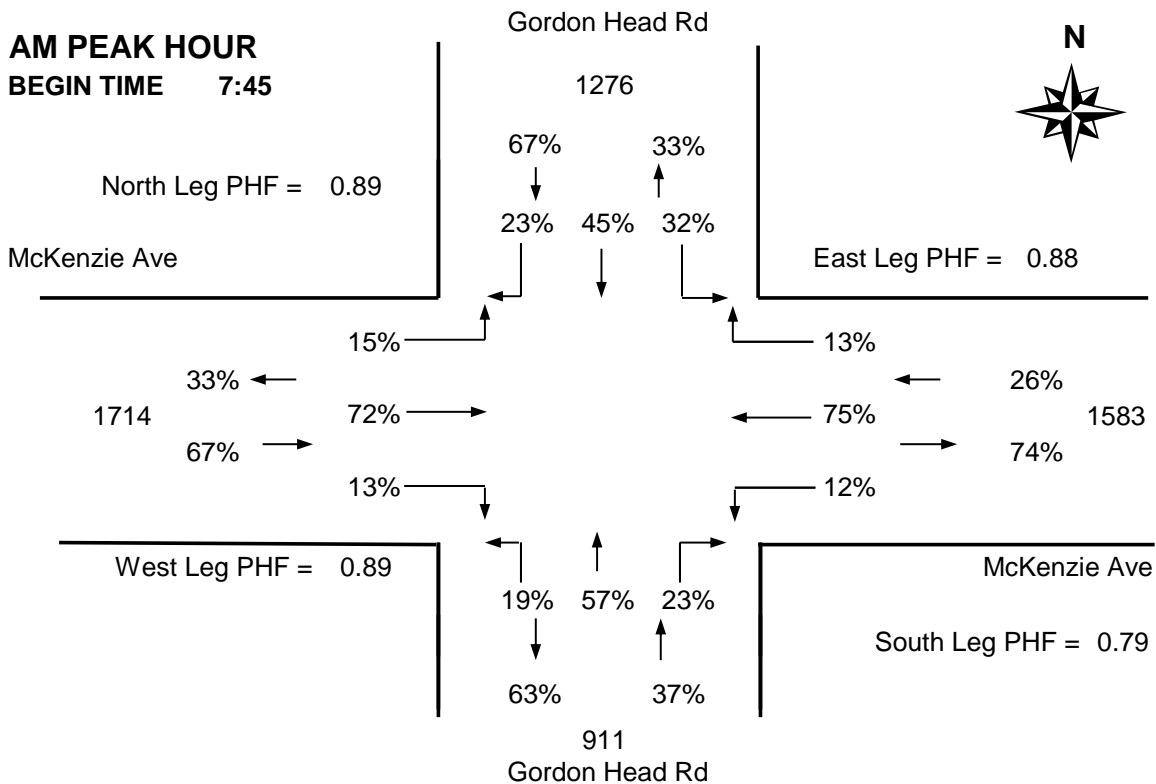


The data presented here is for information purposes only and should not be considered authoritative for construction, geotechnical, engineering, navigational, legal, or other site-specific uses. The information shared is owned by the Transportation Division of the Engineering Department at the District of Saanich. Accuracy is not guaranteed.

# DISTRICT OF SAANICH 2018 TRAFFIC COUNTS

**Major Route:** McKenzie Avenue  
**Minor Route:** Gordon Head Road  
**Date:** Thursday, September 27, 2018  
**Filename:** McKenzie@Gordon Head-Sep27-2018.xls

**Station #:** TIN000158  
**Intersection Type:** 4-leg  
**East/West Route:** McKenzie Avenue  
**Weather:** Clear and dry



# DISTRICT OF SAANICH 2018 TRAFFIC COUNTS

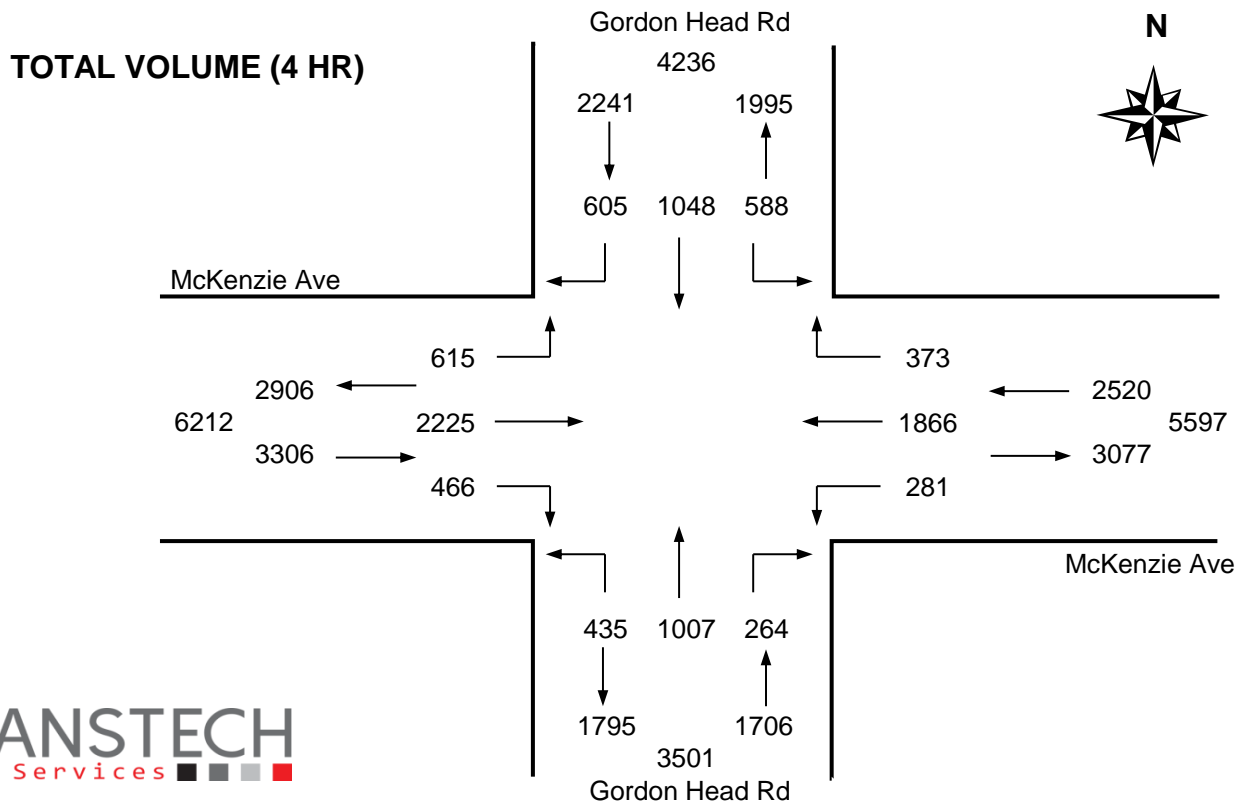
**Major Route:** McKenzie Avenue  
**Minor Route:** Gordon Head Road  
**Date:** Thursday, September 27, 2018  
**Filename:** McKenzie@Gordon Head-Sep27-2018.xls

**Station #:** TIN000158  
**Intersection Type:** 4-leg  
**East/West Route:** McKenzie Avenue  
**Weather:** Clear and dry

**Comments:** Count ID-2018147

**Vehicle Data**

Time Period Starting	Gordon Head Rd			Gordon Head Rd			McKenzie Ave			McKenzie Ave			15 Min Total	Hourly Total	Pedestrians			
	From North			From South			From West			From East					N	S	W	E
	Left	Thru	Right	Left	Thru	Right	Left	Thru	Right	Left	Thru	Right						
7:30	19	66	38	10	22	6	22	105	11	10	47	5	361	-	4	3	13	2
7:45	39	87	32	17	33	16	21	184	27	13	77	7	553 *	-	5	7	16	4
8:00	73	114	45	18	42	24	56	222	43	4	62	15	718 *	-	26	25	79	31
8:15	91	81	52	12	69	25	51	191	40	17	79	20	728 *	2360	22	11	153	29
8:30	70	100	69	18	49	14	48	226	35	13	89	12	743 +	2742	8	11	41	11
8:45	32	52	34	31	35	23	25	161	22	12	76	7	510	2699	1	13	16	4
9:00	35	54	19	15	29	13	26	146	27	7	65	10	446	2427	8	5	10	6
9:15	25	47	30	12	26	19	24	135	30	7	79	7	441	2140	6	9	5	8
<b>Total</b>	<b>384</b>	<b>601</b>	<b>319</b>	<b>133</b>	<b>305</b>	<b>140</b>	<b>273</b>	<b>1370</b>	<b>235</b>	<b>83</b>	<b>574</b>	<b>83</b>	<b>4500</b>	-	<b>80</b>	<b>84</b>	<b>333</b>	<b>95</b>
Pk Hr	273	382	198	65	193	79	176	823	145	47	307	54	2742 *	-	61	54	289	75
Pk Hr Factor	0.75	0.84	0.72	0.90	0.70	0.79	0.79	0.91	0.84	0.69	0.86	0.68	0.92	* = Peak hour + = Peak 15 minutes				
	<b>0.89</b>			<b>0.79</b>			<b>0.89</b>			<b>0.88</b>								
15:30	18	51	40	30	70	15	42	105	24	23	159	28	605	-	11	17	9	17
15:45	21	49	35	30	78	15	31	103	35	19	132	32	580	-	12	10	6	18
16:00	36	52	36	44	74	17	47	113	23	35	177	45	699 *	-	12	23	13	12
16:15	24	54	34	35	66	17	29	130	33	23	170	38	653 *	2537	13	17	12	15
16:30	32	55	23	42	103	19	37	90	28	19	198	47	693 *	2625	14	15	8	27
16:45	26	69	43	43	113	12	56	106	34	24	159	37	722 +	2767	13	12	12	17
17:00	20	68	37	30	99	18	53	113	26	27	143	34	668	2736	8	8	9	17
17:15	27	49	38	48	99	11	47	95	28	28	154	29	653	2736	11	7	11	11
<b>Total</b>	<b>204</b>	<b>447</b>	<b>286</b>	<b>302</b>	<b>702</b>	<b>124</b>	<b>342</b>	<b>855</b>	<b>231</b>	<b>198</b>	<b>1292</b>	<b>290</b>	<b>5273</b>	-	<b>94</b>	<b>109</b>	<b>80</b>	<b>134</b>
Pk Hr	118	230	136	164	356	65	169	439	118	101	704	167	2767 *	-	52	67	45	71
Pk Hr Factor	0.82	0.83	0.79	0.93	0.79	0.86	0.75	0.84	0.87	0.72	0.89	0.89	0.96					
	<b>0.88</b>			<b>0.87</b>			<b>0.93</b>			<b>0.92</b>								





# DISTRICT OF SAANICH 2018 TRAFFIC COUNTS

**Major Route:** McKenzie Avenue  
**Minor Route:** Gordon Head Road  
**Date:** Thursday, September 27, 2018  
**Filename:** McKenzie@Gordon Head-Sep27-2018.xls

**Station #:** TIN000158  
**Intersection Type:** 4-leg  
**East/West Route:** McKenzie Avenue  
**Weather:** Clear and dry

**Comments:** Count ID-2018147

### Bicycle Data

Time Period Starting	Gordon Head Rd			Gordon Head Rd			McKenzie Ave			McKenzie Ave			15 Min Total	Hourly Total
	From North			From South			From West			From East				
	Left	Thru	Right	Left	Thru	Right	Left	Thru	Right	Left	Thru	Right		
7:30	2	5	1	0	1	3	0	5	2	0	2	0	21	-
7:45	3	4	0	0	0	0	0	17	1	0	2	2	29	-
8:00	6	5	3	0	1	1	0	40	0	0	1	0	57 *	-
8:15	5	7	1	0	7	0	0	55	0	0	2	0	77 +	184
8:30	3	6	0	0	5	1	0	19	0	0	1	0	35 *	198
8:45	11	1	0	1	0	0	0	22	0	2	2	0	39 *	208
9:00	4	3	0	0	0	0	0	15	0	0	3	0	25	176
9:15	3	1	0	0	0	1	0	21	0	0	1	0	27	126
<b>Total</b>	<b>37</b>	<b>32</b>	<b>5</b>	<b>1</b>	<b>14</b>	<b>6</b>	<b>0</b>	<b>194</b>	<b>3</b>	<b>2</b>	<b>14</b>	<b>2</b>	<b>310</b>	<b>-</b>
<b>Pk Hr</b>	<b>25</b>	<b>19</b>	<b>4</b>	<b>1</b>	<b>13</b>	<b>2</b>	<b>0</b>	<b>136</b>	<b>0</b>	<b>2</b>	<b>6</b>	<b>0</b>	<b>208 *</b>	<b>-</b>
<b>15x4</b>	<b>44</b>	<b>28</b>	<b>12</b>	<b>4</b>	<b>28</b>	<b>4</b>	<b>0</b>	<b>220</b>	<b>0</b>	<b>8</b>	<b>8</b>	<b>0</b>	<b>308 +</b>	<b>-</b>

15:30	1	1	2	0	4	0	2	6	2	0	19	1	38	-
15:45	0	1	0	1	4	0	1	5	0	0	16	4	32	-
16:00	0	3	1	0	1	2	0	7	1	0	18	2	35 *	-
16:15	1	4	0	0	1	0	0	8	2	0	14	1	31 *	136
16:30	0	1	0	3	5	0	2	2	2	0	22	2	39 +	137
16:45	1	1	0	1	4	0	1	5	0	0	19	3	35 *	140
17:00	0	1	0	0	4	0	0	5	0	0	18	2	30	135
17:15	1	1	1	2	3	0	0	2	2	0	20	3	35	139
<b>Total</b>	<b>4</b>	<b>13</b>	<b>4</b>	<b>7</b>	<b>26</b>	<b>2</b>	<b>6</b>	<b>40</b>	<b>9</b>	<b>0</b>	<b>146</b>	<b>18</b>	<b>275</b>	<b>-</b>
<b>Pk Hr</b>	<b>2</b>	<b>9</b>	<b>1</b>	<b>4</b>	<b>11</b>	<b>2</b>	<b>3</b>	<b>22</b>	<b>5</b>	<b>0</b>	<b>73</b>	<b>8</b>	<b>140 *</b>	<b>-</b>
<b>15x4</b>	<b>4</b>	<b>16</b>	<b>4</b>	<b>12</b>	<b>20</b>	<b>8</b>	<b>8</b>	<b>32</b>	<b>8</b>	<b>0</b>	<b>88</b>	<b>12</b>	<b>156 +</b>	<b>-</b>

4 Hr	41	45	9	8	40	8	6	234	12	2	160	20	585	1170
------	----	----	---	---	----	---	---	-----	----	---	-----	----	-----	------

### PEAK HOUR SUMMARY

